




## PROActiv Analytics

**Cut your energy use and go green the *right* way using a cost-effective solution. With PROActiv Analytics, you'll get a crystal-clear view of what's happening on your site.**

-  We'll start by creating a digital twin of your building. A perfect carbon copy, complete with historical and real-time data. Then, we'll unravel your building's performance in granular detail, pinpointing saving opportunities and applying rules to recorded data to generate alerts.
-  It's all done remotely. So you can rest assured there'll be no interference to the day-to-day running of your business.
-  To take advantage of PROActiv Analytics, you don't need an ultra-modern building energy management system (BEMS). That's because PROActiv Analytics is data agnostic, translating legacy equipment with minimal hardware installations.

### How does PROActiv Analytics work?

While your BEMS tells you if something *hasn't* been achieved, PROActiv Analytics goes one step further and tells you *why*. It even offers effective solutions, all with little to no human intervention.

Think of PROActiv Analytics as your virtual engineer. With a bird's eye view of your entire estate, this intelligent software can be paired with any system and absorbs huge amounts of granular data. It then processes, interrogates and makes sense of this data, so it can:

- Spot energy use patterns and saving opportunities
- Advise new approaches
- Create tasks and assigns actions
- Track progress
- Generate actionable reports
- Create 'smart service' plans that flag issues and rank them based on business impact, using various criteria (e.g. cost or maintenance urgency).

### Why choose PROActiv Analytics

Unlike most analytics packages, which are solely cloud-based, PROActiv Analytics offers both 'on premise' and cloud services. Perfect for clients with restricted connectivity or for those looking for greater peace of mind. Just three years after launch, 135,750 PROActiv Analytics points had been installed. Today, that number is rapidly expanding and the platform has received nothing but high praise from a number of reputable brands; from universities and biomedical facilities to galleries, shopping centres and train stations.

### What'll PROActiv Analytics do for you?



#### Introduce predictive maintenance

Predict equipment failures and schedule maintenance before any fault can occur. This modern approach to maintenance reduces downtime and maintenance costs, while freeing up time for engineers.



#### Increase operational efficiency

Keep your building assets, including your HVAC systems, in good working order with greater longevity.



#### Boost sustainability

Reduce your building's carbon footprint by identifying where - exactly - you can cut your energy consumption.



#### Save energy

PROActiv Analytics saves a minimum of 20% when it comes to HVAC spend but most clients save more and have racked up savings of 38% per annum.



#### Save money

Enhancing the performance of your BEMS and plant equipment will bring down energy costs and maintenance expenses.



#### Boost comfort and productivity

Efficient, reliable building systems create comfortable and productive indoor spaces for occupants.



#### Improve data visualisation and reporting

Demonstrate savings through clear, customisable data outputs. Then easily export data into reports for internal and external stakeholders.